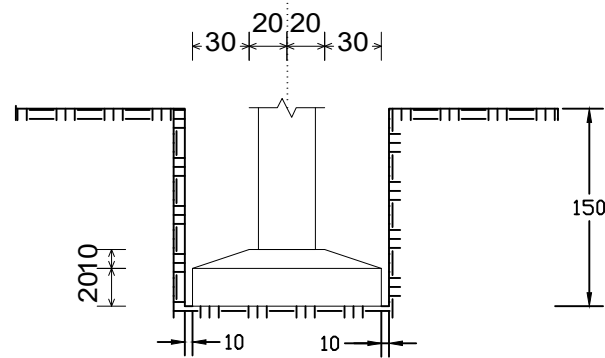


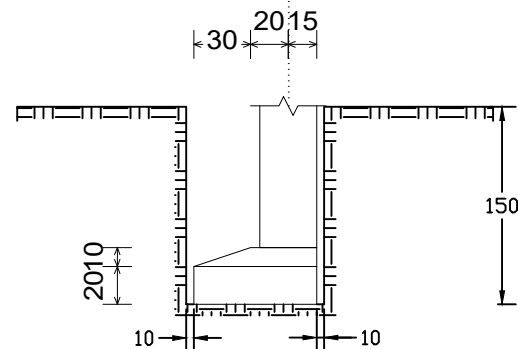
P6, P7, P8, P11, P12, P13, P15, P17, P18, P19, P21, P22, P23, P25, P27 e P29

P6, P7, P8, P11, P12, P13, P15, P17, P18, P19, P21, P22, P23, P25, P27 e P29



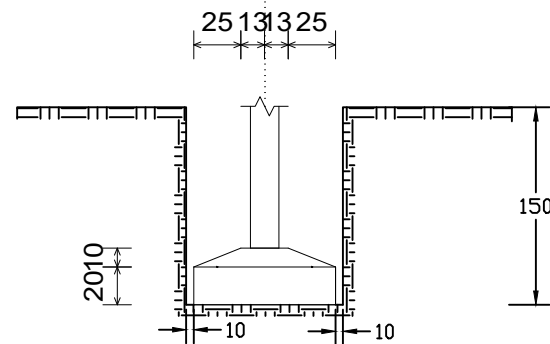
P9, P14, P24, P26, P28 e P30

P9, P14, P24, P26, P28 e P30



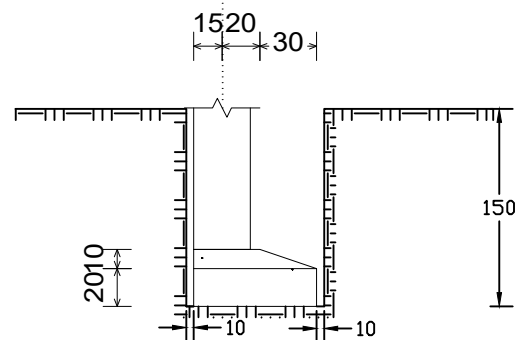
P1, P2, P3 e P4

P1, P2, P3 e P4

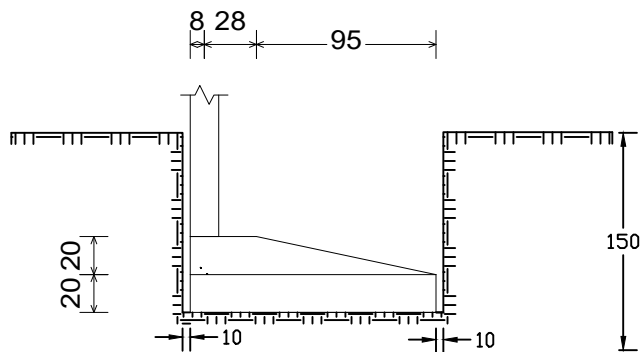


P5, P10, P16 e P20

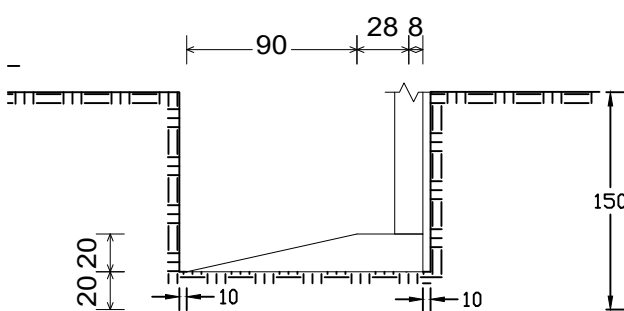
P5, P10, P16 e P20



P31 (P31)



P32 (P32)



REALIZAÇÃO:



ENDEREÇO:

RUA EUVALDO LUZ, 527, ORLA FLUVIAL DE TAPEROÁ

PROJETO:

PROJETO ESTRUTURAL

TÍTULO DA PLANTA:

DETALHAMENTO DE ESCAVAÇÃO

DATA:

ABR/24

ESCALA:

S/ESC.

RESPONSÁVEL TÉCNICO:

HERÁCLITO JÚNIOR FERREIRA QUEIROZ

VISTO:

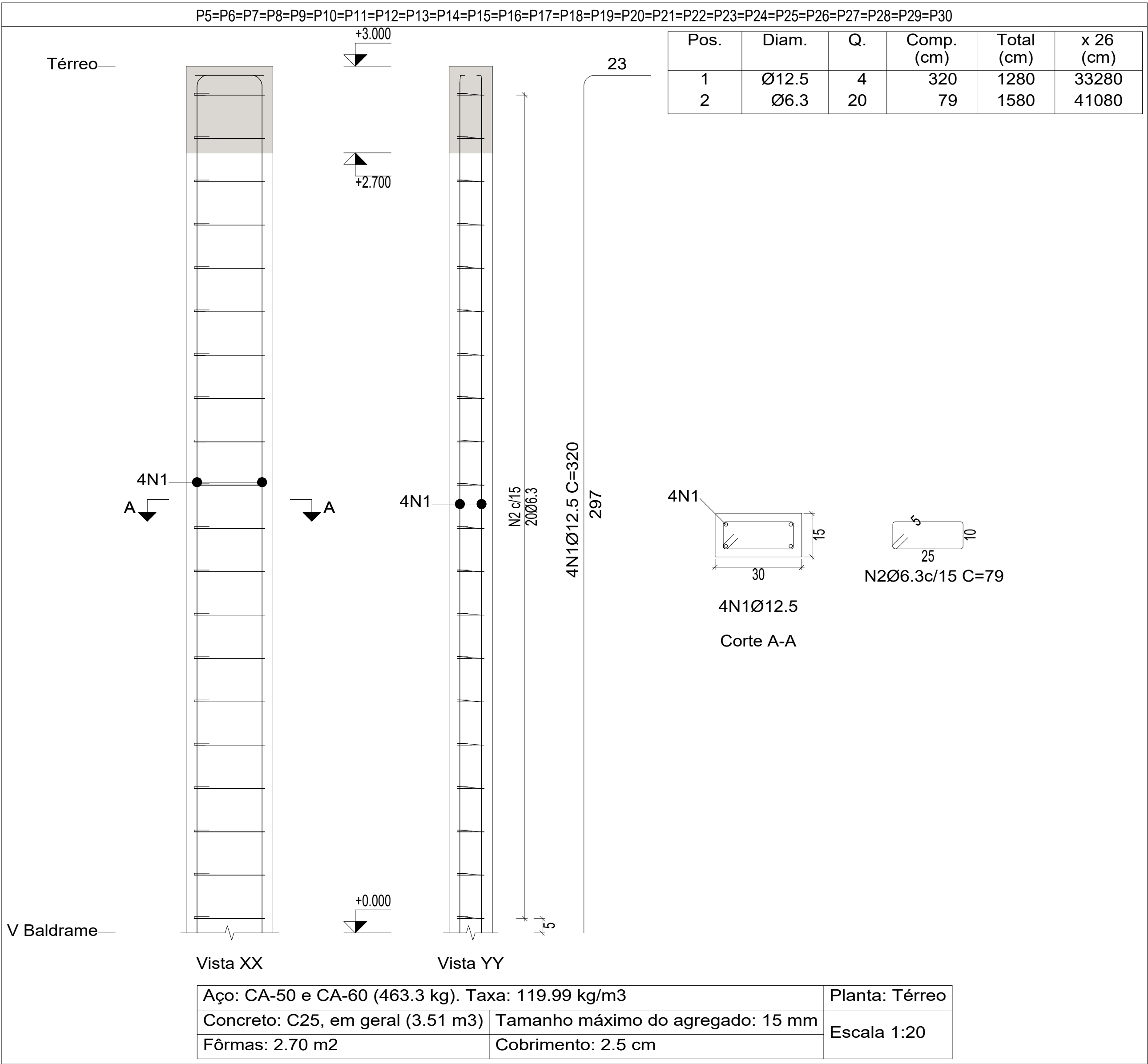
HERÁCLITO JÚNIOR FERREIRA QUEIROZ
CREA/BA 300022340




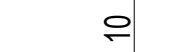


PRANCHA:

01

DESENHO:

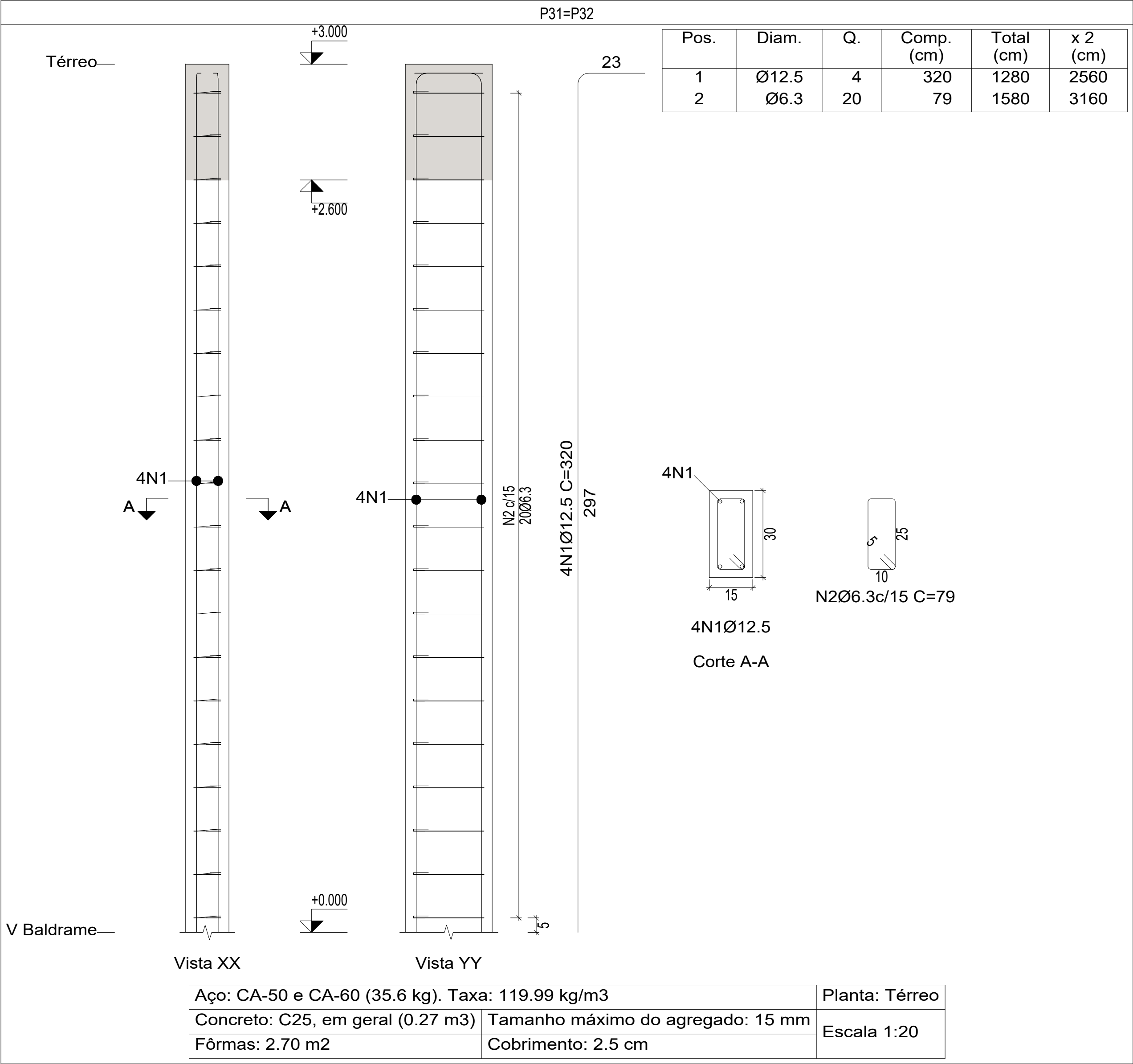
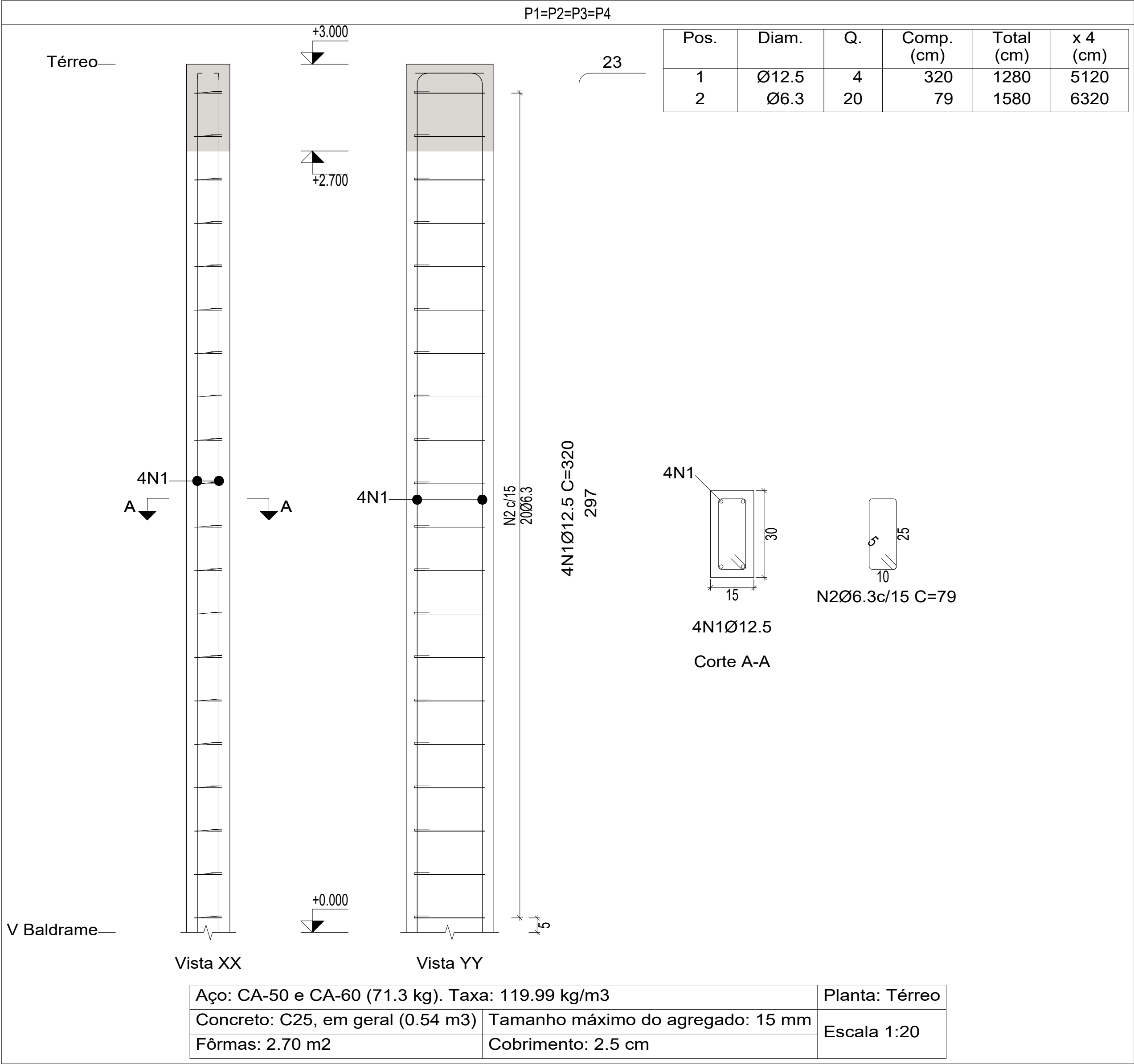
MARIANA LIRA QUEIROZ


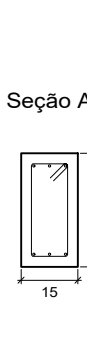
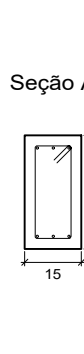
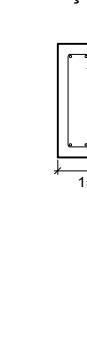
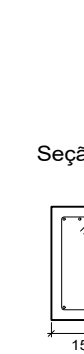



Elemento	Pos.	Diam.	Q.	Esquema (cm)	Comp. (cm)	Total (cm)	CA-50 (kg)	CA-60 (kg)
P1=P2=P3=P4	1	Ø12.5	4		320	1280	12.3	
	2	Ø6.3	20		79	1580	3.9	
	Total: (x4):						16.2 64.8	
P31=P32	1	Ø12.5	4		320	1280	12.3	
	2	Ø6.3	20		79	1580	3.9	
	Total: (x2):						16.2 32.4	
P5=P6=P7=P8=P9 P10=P11=P12=P13 P14=P15=P16=P17 P18=P19=P20=P21 P22=P23=P24=P25 P26=P27=P28=P29 P30	1	Ø12.5	4		320	1280	12.3	
	2	Ø6.3	20		79	1580	3.9	
	Total: (x26):						16.2 421.2	
							Ø6.3: 124.8	0.0
							Ø12.5: 393.6	0.0
							Total: 518.4	0.0

Resumo Aço Pilares	Comp. total (m)	Peso (kg)	Total
CA-50 Ø6.3	505.6	124.8	
Ø12.5	409.6	393.6	518.4

Planta: Térreo
Concreto: C25, em geral
Aço das barras: CA-50 e CA-60
Aço dos estribos: CA-50 e CA-60

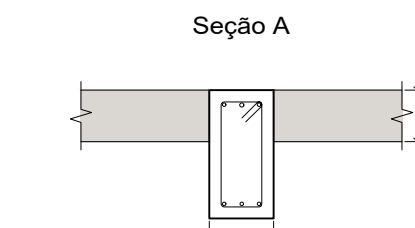
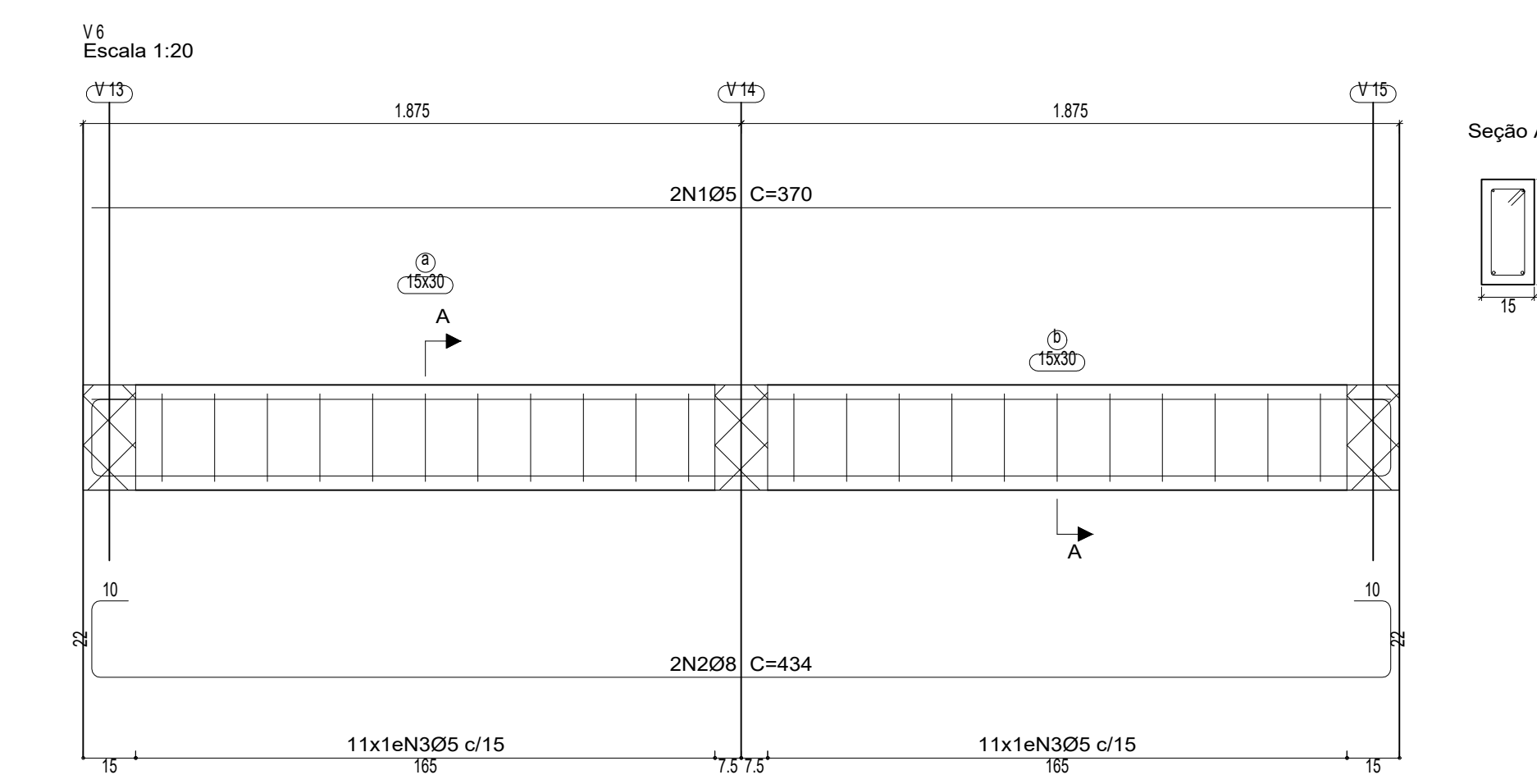
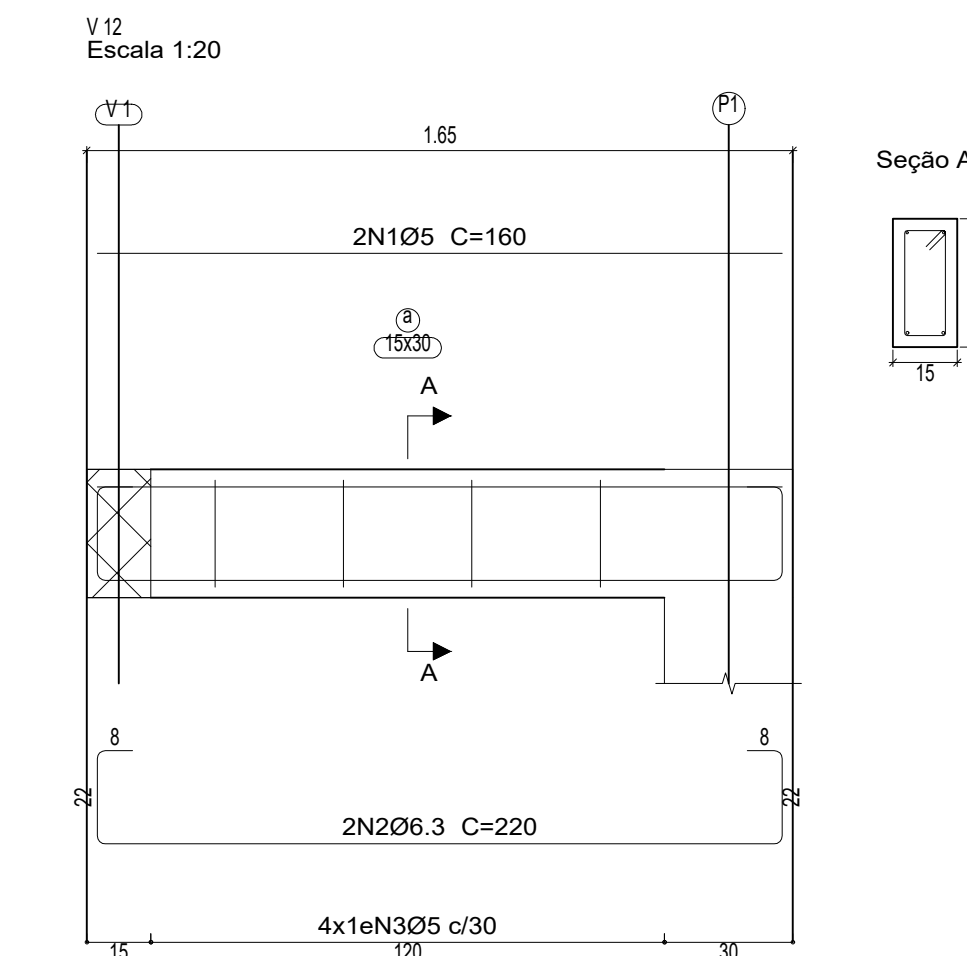
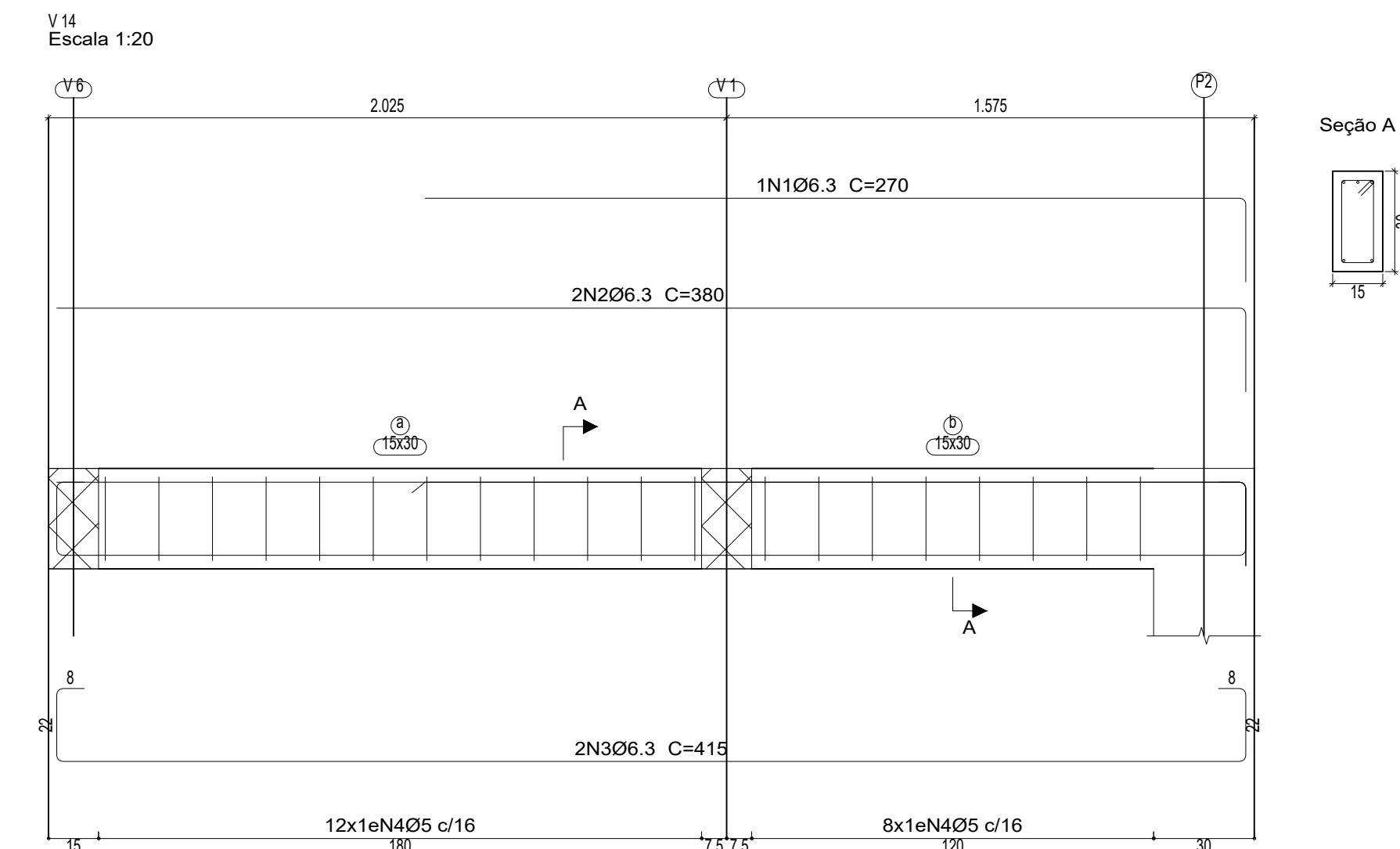
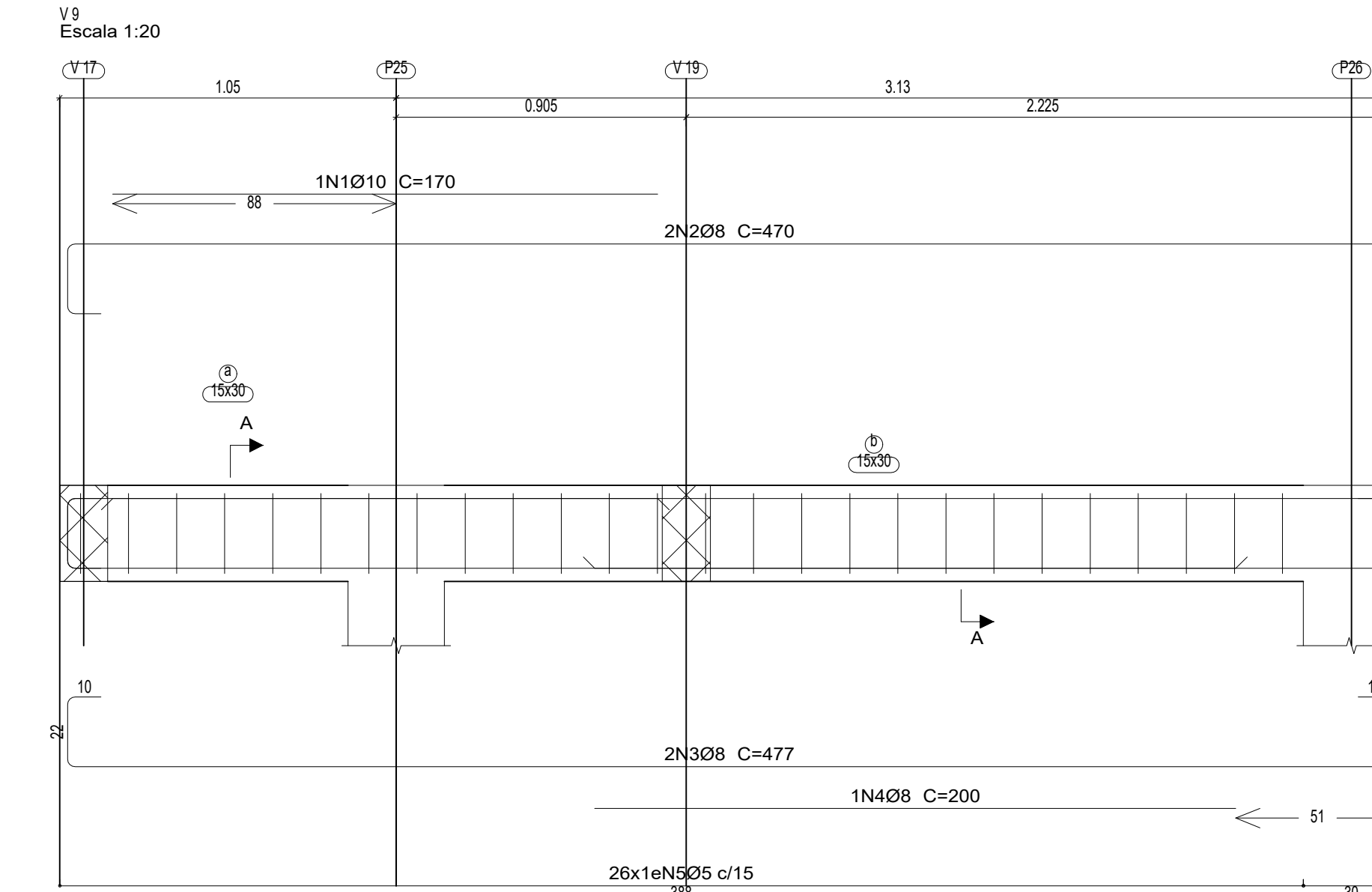
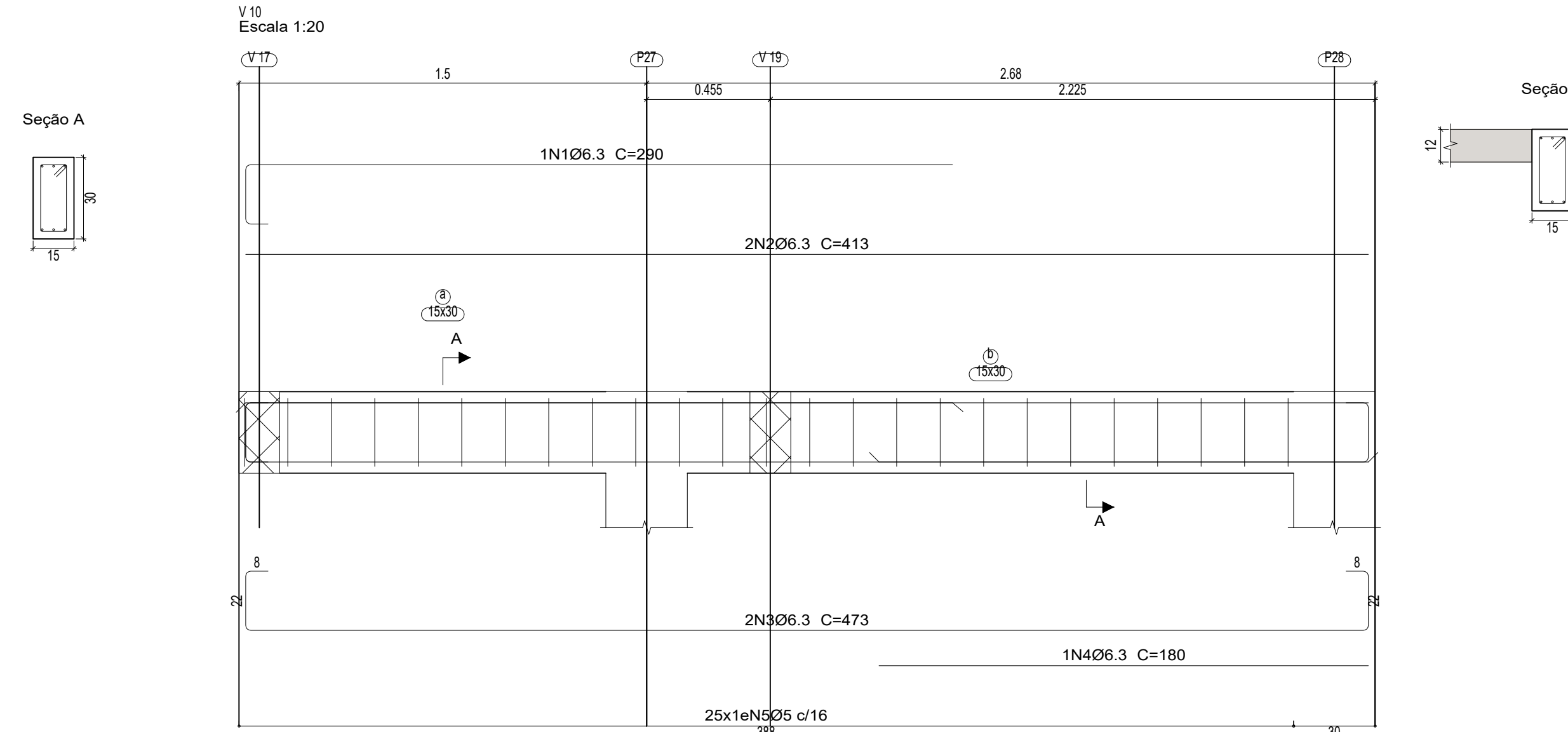




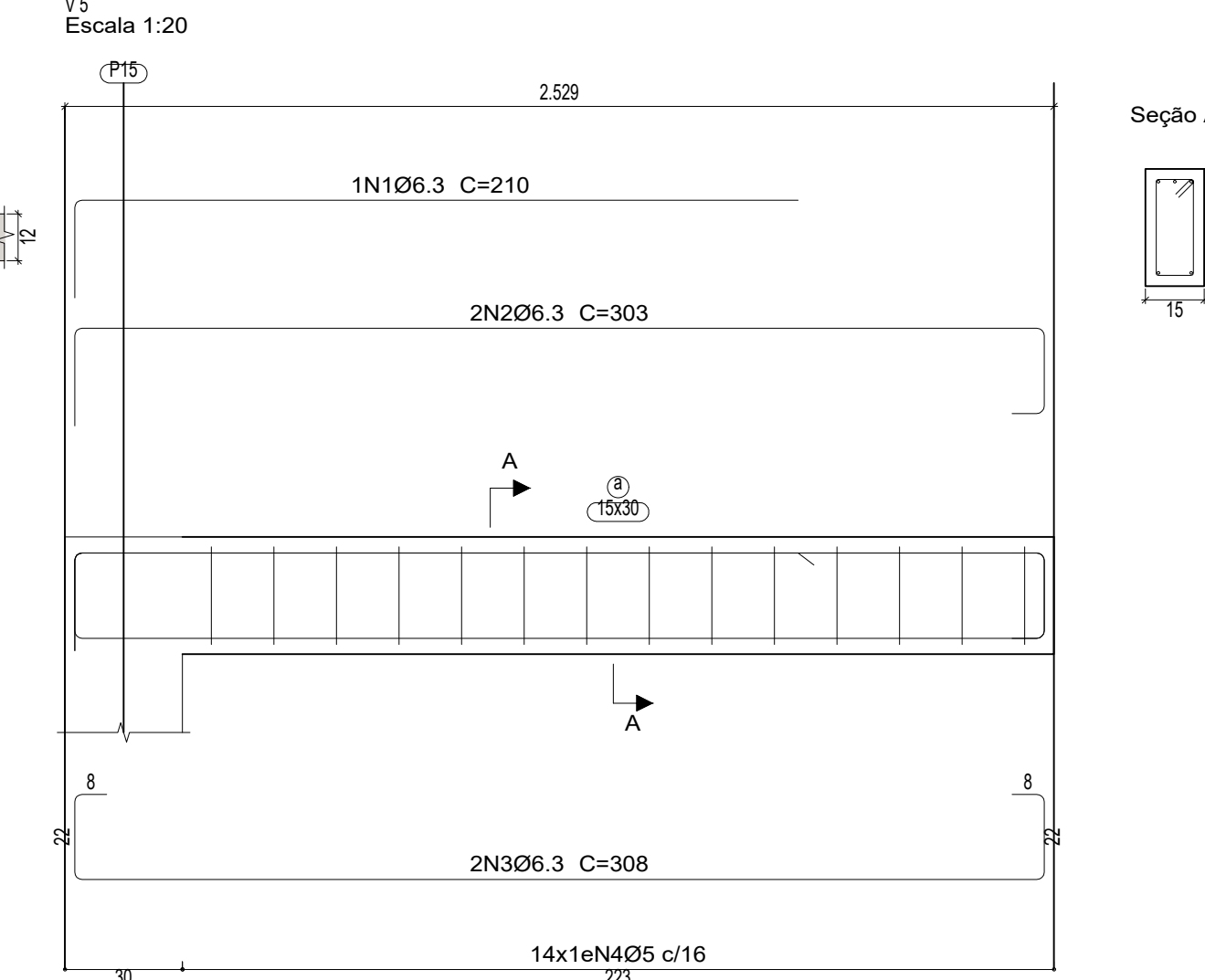
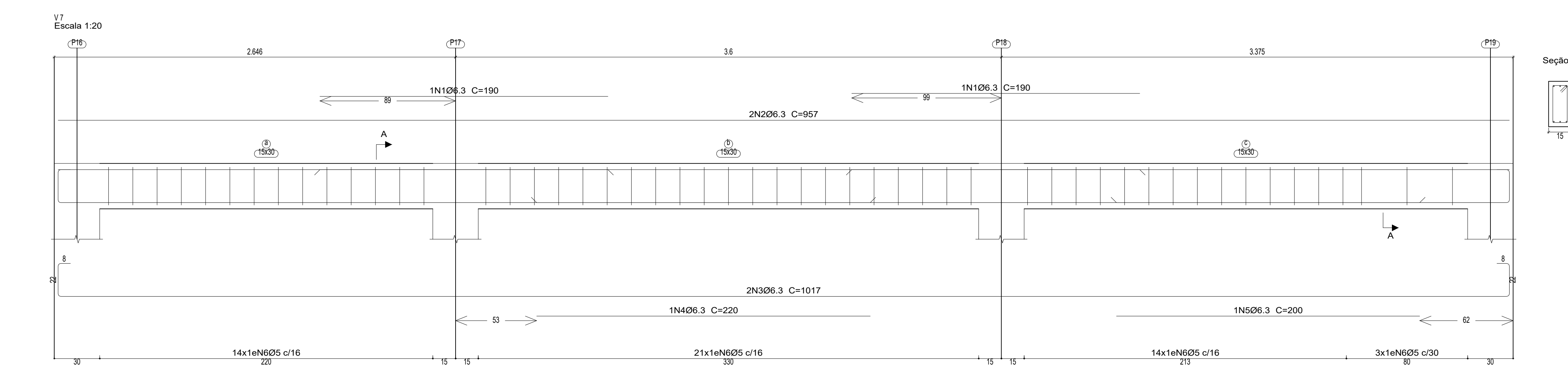
Resumo Aço	Comp. total	Peso	Total
Desenho de vigas	(m)	(kg)	
CA-50 Ø6.3	523.2	128.4	128.4
Ø8	8.7	3.4	3.4
CA-60 Ø5	472.2	74.4	74.4
Total			206.2



















































V11	2	00.3	2	$\frac{1}{2} \frac{165}{178}$	303	605	1.5			
	2	00.3	2	$\frac{1}{2} \frac{165}{178}$	338	676	1.7			
	3	05	14	$\frac{1}{2} \frac{1}{178}$	78	1092	1.7			
					Total:	3.2	3.7			
V12	1	00.3	2	$\frac{1}{2} \frac{165}{178}$	160	320	0.5			
	2	00.3	2	$\frac{1}{2} \frac{165}{178}$	220	440	1.1			
	3	05	4	$\frac{1}{2} \frac{1}{178}$	78	312	0.5			
					Total:	1.1	1.0			
V13	1	00.3	1	$\frac{1}{2} \frac{165}{178}$	130	130	0.3			
	2	00.3	1	$\frac{1}{2} \frac{165}{178}$	120	120	0.3			
	3	00.3	2	$\frac{1}{2} \frac{165}{178}$	410	820	2.0			
	4	00.3	2	$\frac{1}{2} \frac{165}{178}$	420	840	2.1			
	5	00.3	1	$\frac{1}{2} \frac{165}{178}$	260	260	0.6			
	6	05	21	$\frac{1}{2} \frac{1}{178}$	78	1638	2.6			
					Total:	5.3	2.6			
V20	1	00.3	1	$\frac{1}{2} \frac{165}{178}$	140	140	0.3			
	2	00.3	1	$\frac{1}{2} \frac{165}{178}$	140	140	0.3			
	3	00.3	2	$\frac{1}{2} \frac{165}{178}$	560	1100	2.7			
	4	00.3	2	$\frac{1}{2} \frac{165}{178}$	585	1170	2.9			
	5	00.3	1	$\frac{1}{2} \frac{165}{178}$	200	200	0.5			
	6	05	30	$\frac{1}{2} \frac{1}{178}$	78	2340	3.7			
					Total:	6.7	3.7			
V17	1	00.3	1	$\frac{1}{2} \frac{165}{178}$	140	140	0.3			
	2	00.3	2	$\frac{1}{2} \frac{165}{178}$	560	1100	2.7			
	3	00.3	2	$\frac{1}{2} \frac{165}{178}$	585	1170	2.9			
	4	00.3	1	$\frac{1}{2} \frac{165}{178}$	200	200	0.5			
					5	05	31	78	2418	3.8
					Total:	6.4	3.8			
V15	1	00.3	1	$\frac{1}{2} \frac{165}{178}$	130	130	0.3			
	2	00.3	1	$\frac{1}{2} \frac{165}{178}$	180	180	0.4			
	3	00.3	2	$\frac{1}{2} \frac{165}{178}$	555	1070	2.6			
	4	00.3	2	$\frac{1}{2} \frac{165}{178}$	570	1140	2.8			
	5	00.3	1	$\frac{1}{2} \frac{165}{178}$	260	260	0.6			
	6	05	29	$\frac{1}{2} \frac{1}{178}$	78	2262	3.6			
					Total:	6.7	3.6			
V14	1	00.3	1	$\frac{1}{2} \frac{165}{178}$	270	270	0.7			
	2	00.3	2	$\frac{1}{2} \frac{165}{178}$	380	760	1.9			
	3	00.3	2	$\frac{1}{2} \frac{165}{178}$	415	830	2.0			
	4	05	20	$\frac{1}{2} \frac{1}{178}$	78	1560	2.4			
					Total:	4.6	2.4			
V18	1	00.3	1	$\frac{1}{2} \frac{165}{178}$	130	130	0.3			
	2	00.3	1	$\frac{1}{2} \frac{165}{178}$	110	110	0.3			
	3	00.3	2	$\frac{1}{2} \frac{165}{178}$	415	830	2.0			
	4	00.3	2	$\frac{1}{2} \frac{165}{178}$	425	850	2.1			
	5	00.3	1	$\frac{1}{2} \frac{165}{178}$	240	240	0.6			
	6	05	22	$\frac{1}{2} \frac{1}{178}$	78	1716	2.7			
					Total:	5.3	2.7			
					085	0.0	61.9			
					083	106.8	0.0			
					058	3.4	6.0			
					Total	110.0	61.9			

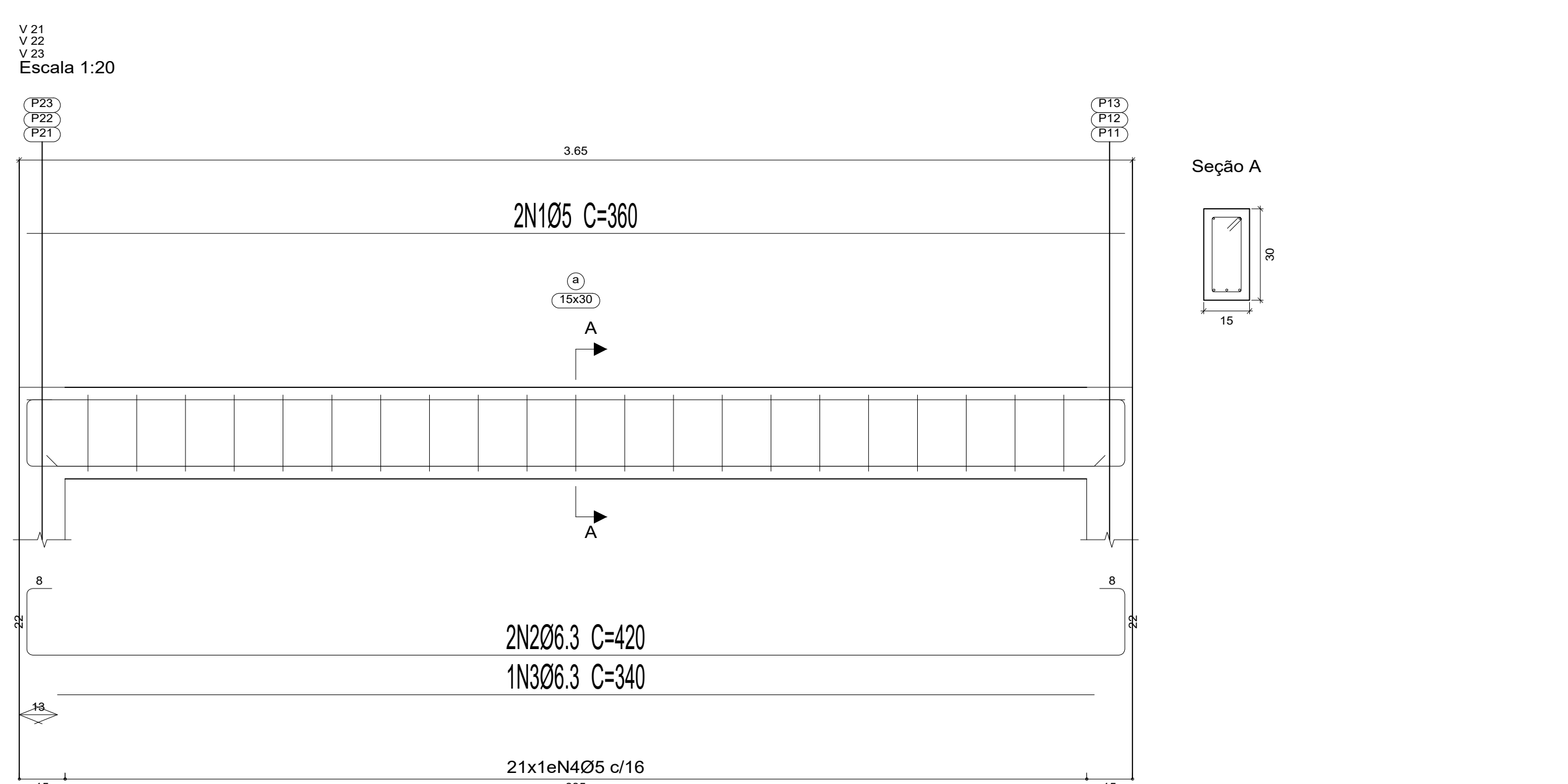
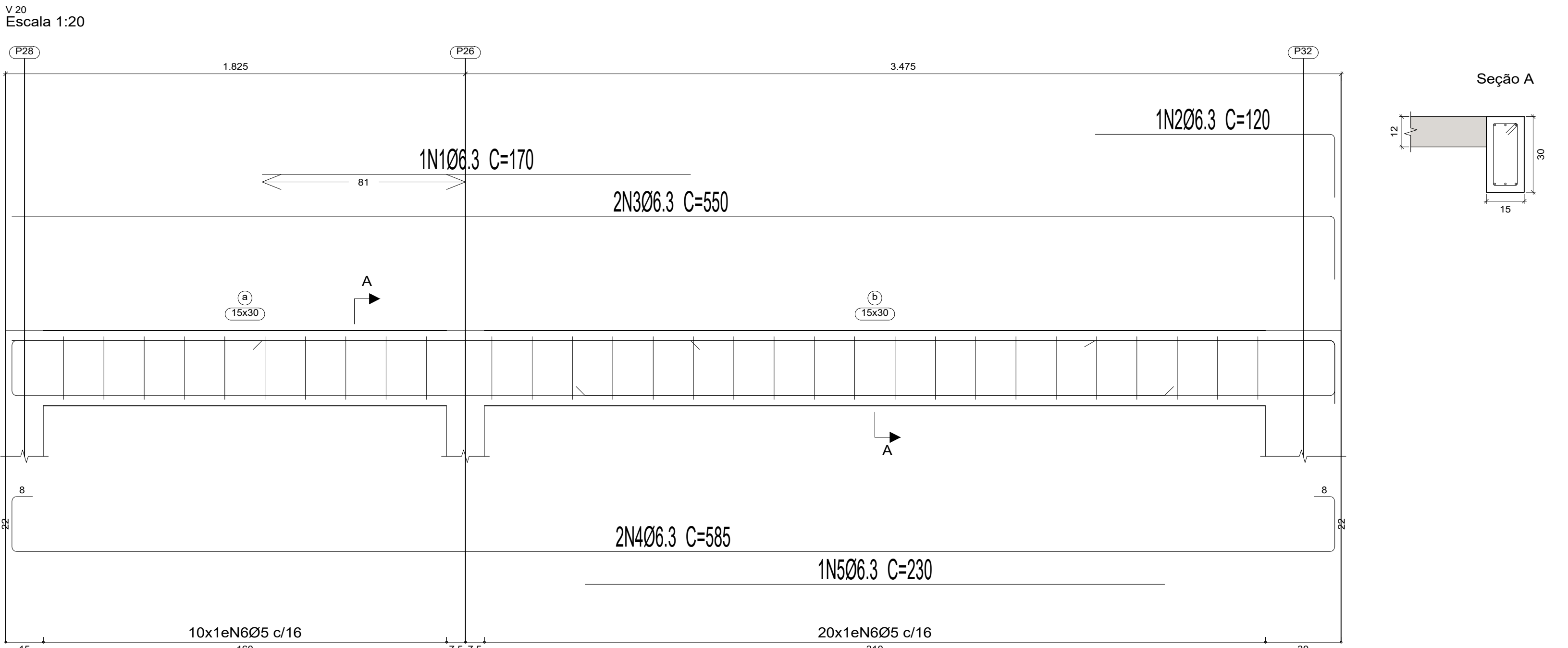
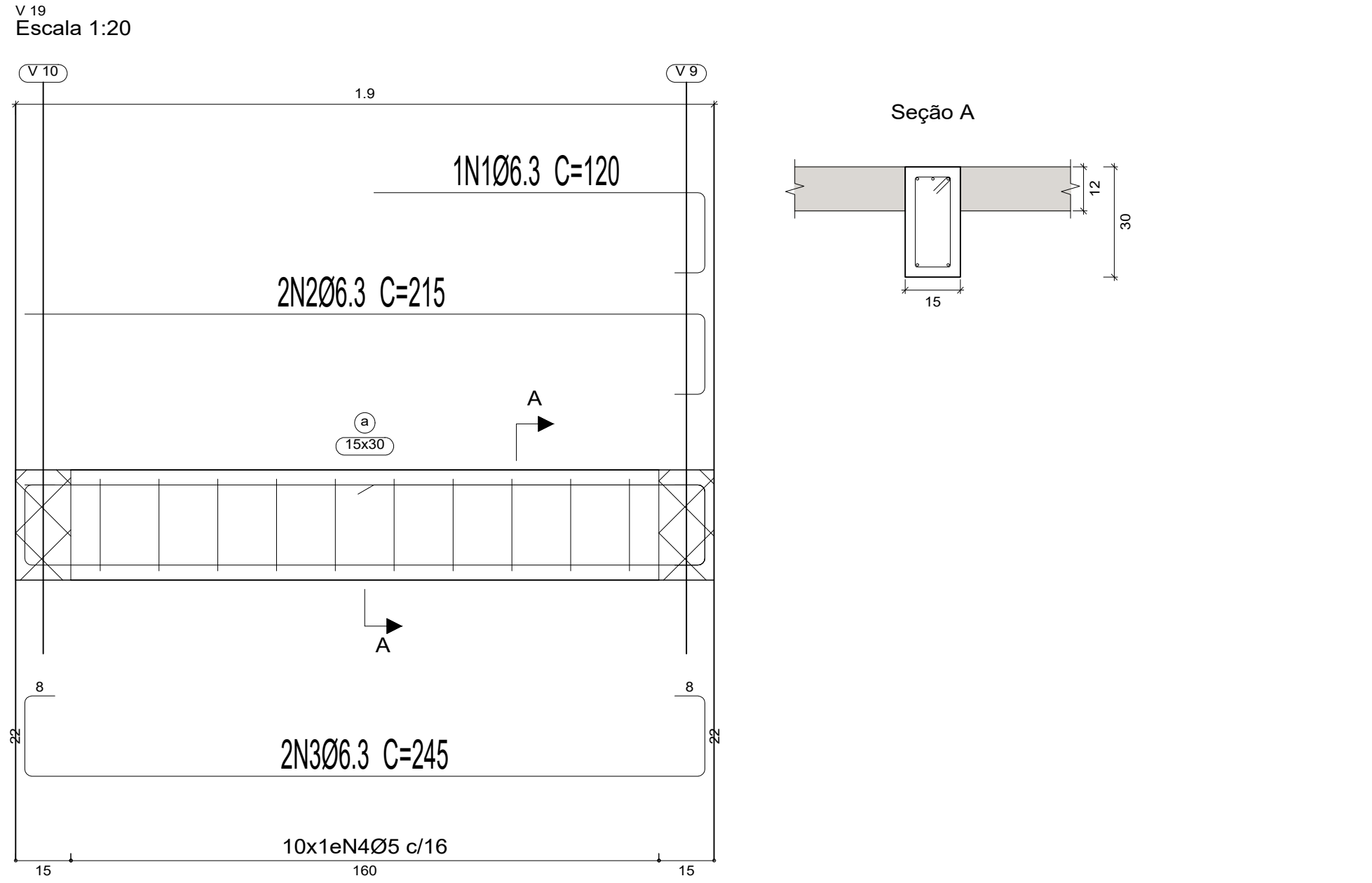
V Baldrame
Desenho de vigas
Concreto: C25, em geral
Aço das barras: CA-50 e C
Aço dos estribos: CA-50 e
Escala vigas 1:20
Escala seções 1:20
Escala aberturas 1:20

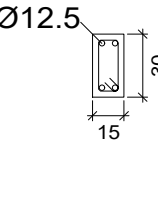
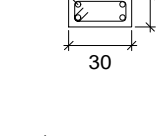
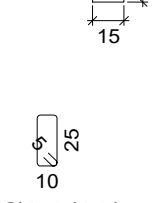
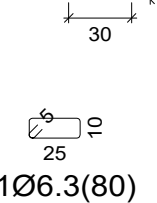


Térreo
Desenho de vigas
Concreto: C25, em geral
Aço das barras: CA-50 e CA-60
Aço dos estribos: CA-50 e CA-60
Escala vigas 1:20
Escala seções 1:20
Escala aberturas 1:20



Elemento	Pos.	Diam	Q	Esquema	Comp. (cm)	Total (cm)	CA-50 (C-A)	CA-60 (C-A)
V1	1	063	1		200	180	0.4	
	2	063	3		130	180	0.4	
	3	063	2		650	1304	3.2	
	4	063	2		687	1374	3.4	
	5	063	7		160	180	0.4	
	6	063	1		200	280	0.7	
	7	05	35		78	2730	4.3	
						Total:	8.4	4.3
V2	1	05	2		348	616	1.5	
	2	063	2		209	616	1.5	
	3	063	1		140	140	0.4	
	4	05	13		78	1013	1.6	
						Total:	4.0	1.6
V3=V8	1	063	2		200	400	1.0	2.4
	2	063	2		140	140	0.4	
	3	063	2		1195	2390	5.0	
	4	063	2		936	937	1874	4.6
	5	063	2		342	884	1.7	
	6	063	1		170	170	0.4	
	7	063	1		180	180	0.4	
	8	05	61		78	4758	7.5	
						Total:	14.3	7.5
V4	1	05	2		413	826	1.3	
	2	063	2		413	826	1.3	
	3	063	1		320	320	1.3	
	4	05	15		78	1882	2.9	
						Total:	5.0	4.2
V5	1	063	1		210	210	0.5	
	2	063	2		303	606	1.5	
	3	063	2		308	616	1.5	
	4	05	14		78	1092	1.7	
						Total:	3.5	1.7
V6	1	05	2		370	740	1.2	
	2	063	2		434	868	3.4	
	3	05	22		78	1716	2.7	
						Total:	3.4	3.9
V7	1	063	2		190	190	0.5	
	2	063	2		957	1914	4.7	
	3	063	2		1017	2034	5.0	
	4	063	1		220	220	0.5	
	5	063	1		200	200	0.5	
	6	05	52		78	4056	6.4	
						Total:	17.6	8.4
V9	1	010	1		170	170	1.0	
	2	063	2		470	940	3.7	
	3	063	2		477	954	3.6	
	4	05	1		200	200	0.5	
	5	05	26		78	2028	3.8	
						Total:	9.3	3.2
V10	1	063	1		290	290	0.7	
	2	063	2		413	826	2.0	
	3	063	2		473	946	2.3	
	4	063	1		180	180	0.4	
	5	05	25		78	1950	3.1	
							Total:	5.4
V11	1	05	2		278	556	0.9	
	2	063	2		338	676	1.7	
	3	063	1		180	180	0.4	
	4	05	14		78	1092	1.7	
						Total:	2.8	1.6
V12	1	05	2		160	320	1.1	
	2	063	2		220	440	1.1	
	3	05	4		78	312	0.5	
						Total:	1.1	1.0
V13	1	05	2		360	720	2.0	
	2	063	2		420	840	2.1	
	3	063	1		340	340	0.6	
4	05	21		78	1638	2.6		
						Total:	2.9	3.7
V14	1	063	1		270	270	0.7	
	2	063	2		360	720	1.9	
	3	063	2		415	830	2.0	
	4	05	20		78	1560	2.4	
							Total:	4.6
						05:	0.00	0.36
						063:	769	0.00
						05:	167	0.00
						Total:	877	0.33

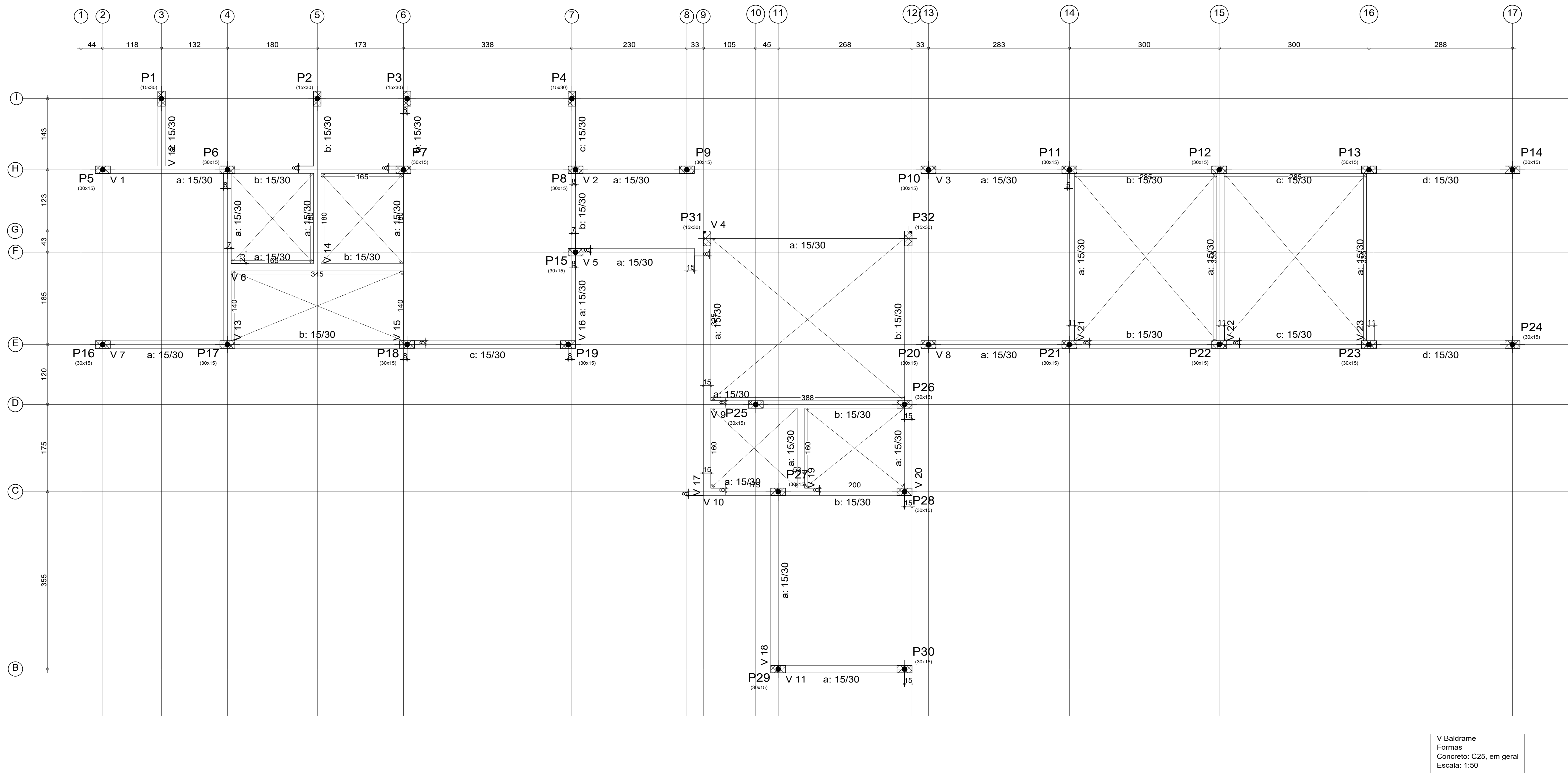
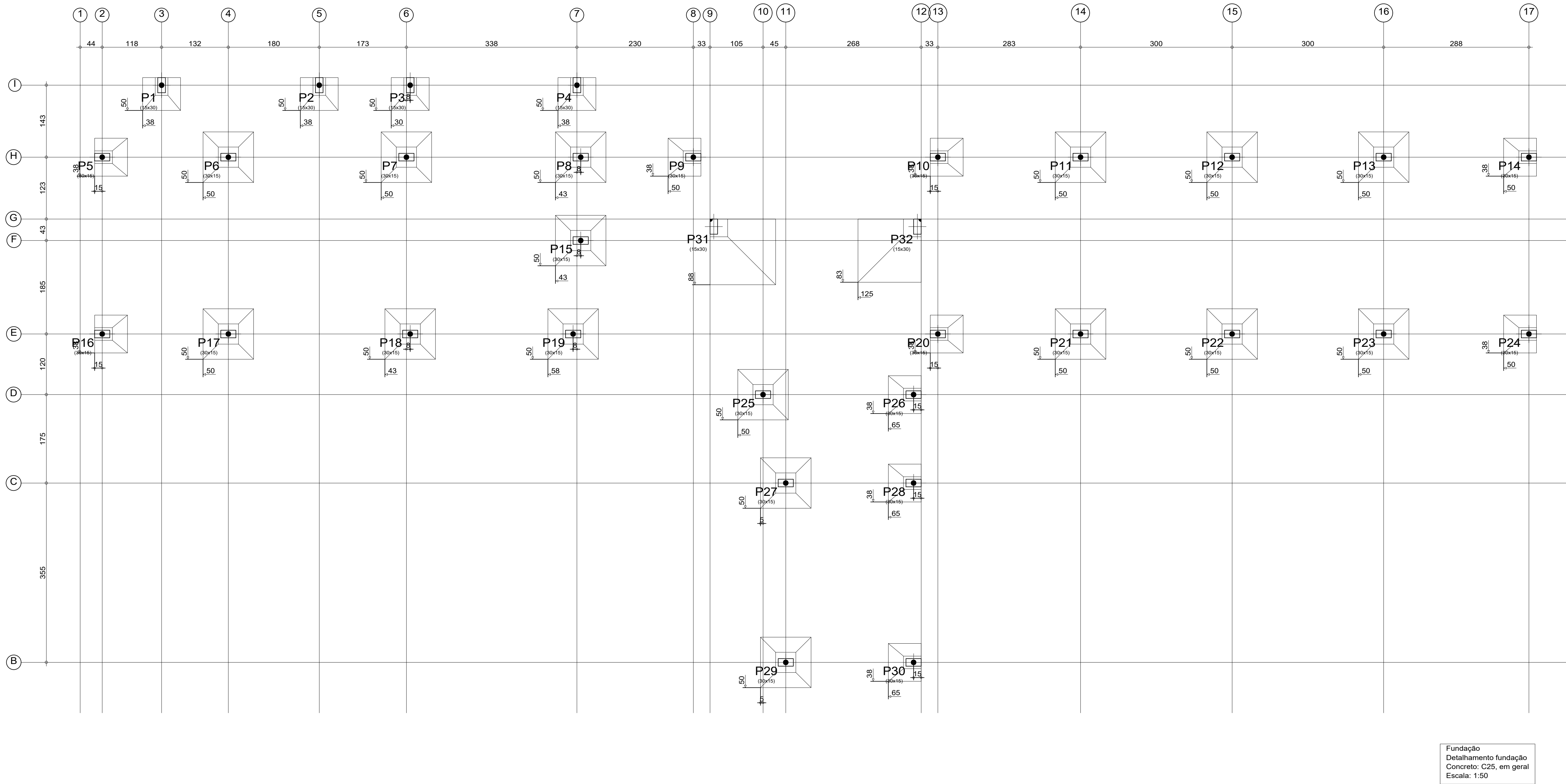


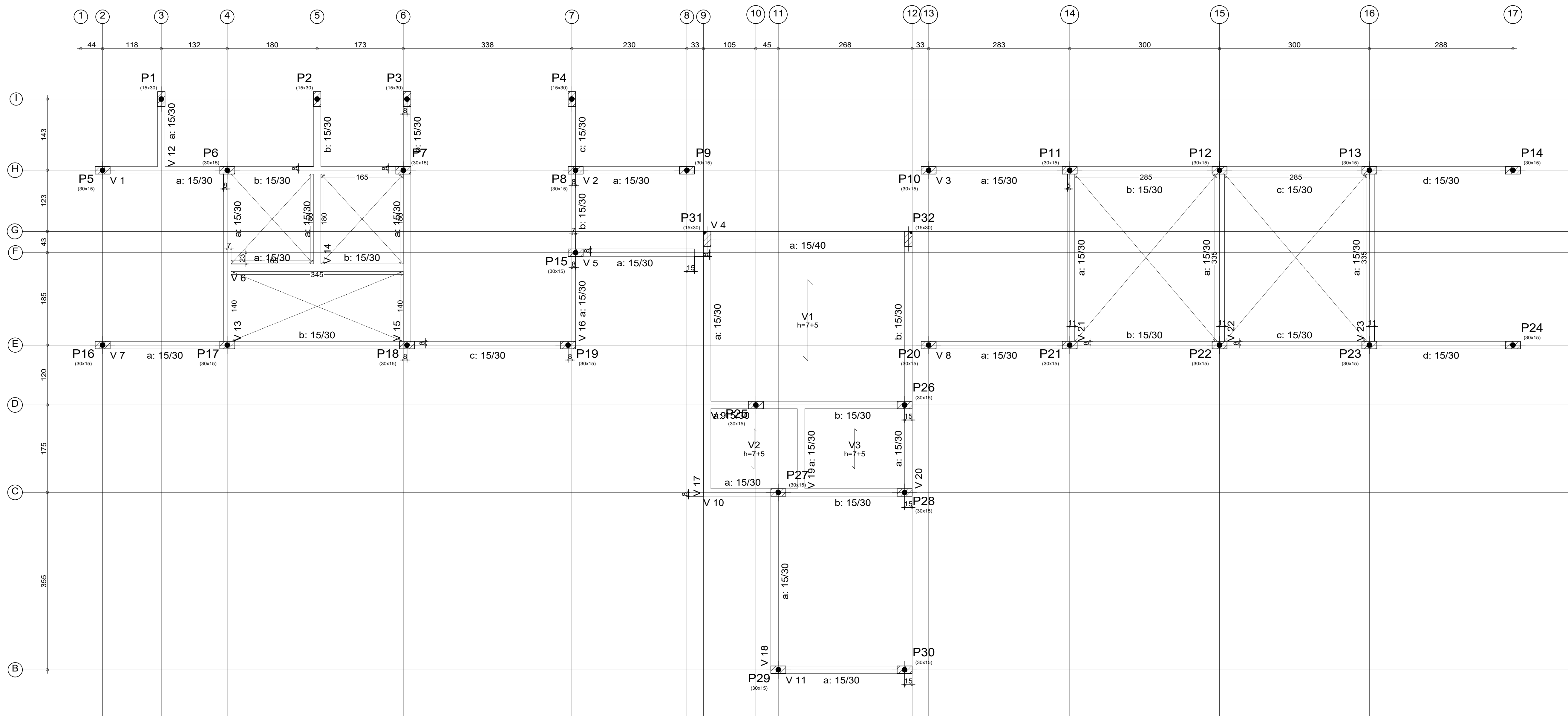
<p>P1=P2=P3=P4=P31=P32</p>  <p>Ø12.5</p> <p>106.3(80)</p> <p>Arm. Long.: 4012.5</p> <p>Estribos: Ø6.3</p> <table border="1"> <thead> <tr> <th>Intervalo (cm)</th> <th>Nº</th> <th>Espaçamento (cm)</th> </tr> </thead> <tbody> <tr> <td>0 a 300</td> <td>20</td> <td>15</td> </tr> </tbody> </table>	Intervalo (cm)	Nº	Espaçamento (cm)	0 a 300	20	15	<p>P5=P6=P7=P8=P9=P10=P11=P12=P13=P14=P15 P16=P17=P18=P19=P20=P21=P22=P23=P24 P25=P26=P27=P28=P29=P30</p>  <p>Ø12.5</p> <p>106.3(80)</p> <p>Arm. Long.: 4012.5</p> <p>Estribos: Ø6.3</p> <table border="1"> <thead> <tr> <th>Intervalo (cm)</th> <th>Nº</th> <th>Espaçamento (cm)</th> </tr> </thead> <tbody> <tr> <td>0 a 300</td> <td>20</td> <td>15</td> </tr> </tbody> </table>	Intervalo (cm)	Nº	Espaçamento (cm)	0 a 300	20	15	<p>Térreo</p>
Intervalo (cm)	Nº	Espaçamento (cm)												
0 a 300	20	15												
Intervalo (cm)	Nº	Espaçamento (cm)												
0 a 300	20	15												
<p>Ø12.5</p>  <p>106.3(80)</p> <p>Arm. Long.: 4012.5</p> <p>Elemento de Fundação: 4012.5</p> <p>Estribos: Ø6.3</p> <table border="1"> <thead> <tr> <th>Intervalo (cm)</th> <th>Nº</th> <th>Espaçamento (cm)</th> </tr> </thead> <tbody> <tr> <td>0 a 150</td> <td>10</td> <td>15</td> </tr> </tbody> </table> <p>Elemento de Fundação: 3</p>	Intervalo (cm)	Nº	Espaçamento (cm)	0 a 150	10	15	<p>Ø12.5</p>  <p>106.3(80)</p> <p>Arm. Long.: 4012.5</p> <p>Elemento de Fundação: 4012.5</p> <p>Estribos: Ø6.3</p> <table border="1"> <thead> <tr> <th>Intervalo (cm)</th> <th>Nº</th> <th>Espaçamento (cm)</th> </tr> </thead> <tbody> <tr> <td>0 a 150</td> <td>10</td> <td>15</td> </tr> </tbody> </table> <p>Elemento de Fundação: 3</p>	Intervalo (cm)	Nº	Espaçamento (cm)	0 a 150	10	15	<p>V Baldrame</p> <p>Fundação</p>
Intervalo (cm)	Nº	Espaçamento (cm)												
0 a 150	10	15												
Intervalo (cm)	Nº	Espaçamento (cm)												
0 a 150	10	15												

Elemento	Pos.	Diam.	Q.	Esquema (cm)	Comp. (cm)	Total (cm)	CA-50 (kg)	CA-60 (kg)
V 15	1	Ø6.3	1	210	210	0.5		
	2	Ø6.3	2	510	510	1020	2.5	
	3	Ø6.3	2	510	510	1020	2.5	
	4	Ø6.3	1	290	290	0.7		
	5	Ø5	29	150	78	2262	3.6	
Total:				6.5	3.6			
V 16	1	Ø6.3	1	160	160	0.4		
	2	Ø6.3	2	510	510	1020	2.5	
	3	Ø6.3	2	510	510	1020	2.5	
	4	Ø5	25	150	78	1950	3.1	
	Total:				5.7	3.1		
V 17	1	Ø6.3	1	190	190	0.5		
	2	Ø6.3	2	525	525	1050	2.6	
	3	Ø6.3	2	525	525	1050	2.6	
	4	Ø6.3	1	200	200	0.5		
	5	Ø5	31	150	78	2418	3.8	
Total:				6.5	3.8			
V 18	1	Ø6.3	1	85	110	0.3		
	2	Ø6.3	2	365	390	780	1.9	
	3	Ø6.3	2	365	425	850	2.1	
	4	Ø6.3	1	310	310	0.8		
	5	Ø5	22	150	78	1716	2.7	
Total:				5.1	2.7			
V 19	1	Ø6.3	1	90	120	0.3		
	2	Ø6.3	2	385	215	430	1.1	
	3	Ø6.3	2	385	245	490	1.2	
	4	Ø5	10	150	78	780	1.2	
	Total:				2.6	1.2		
V 20	1	Ø6.3	1	170	170	0.4		
	2	Ø6.3	1	95	120	0.3		
	3	Ø6.3	2	525	550	1100	2.7	
	4	Ø6.3	2	525	585	1170	2.9	
	5	Ø6.3	1	230	230	0.6		
	6	Ø5	30	150	78	2340	3.7	
Total:				6.9	3.7			
V 21=V 22=V 23	1	Ø5	2	360	360	720	1.1	
	2	Ø6.3	2	360	420	840	2.1	
	3	Ø6.3	1	340	340	0.8		
	4	Ø5	21	150	78	1638	2.6	
Total:				10.5	2.9	3.7		
				Ø5:	0.0	29.2		
				Ø6.3:	42	0.0		
				Total:	42	29.2		

Resumo Aço	Comp. total (m)	Peso (kg)	Total
CA-50	Ø6.3	456.2	112
	Ø8	42.1	16.7
	Ø10	1.7	1
CA-60	Ø5	527.6	83.1
Total			212.8

Térreo
Desenho de vigas
Concreto: C25, em geral
Aço das barras: CA-50 e CA-60
Escala vigas 1:20
Escala seções 1:20
Escala aberturas 1:20





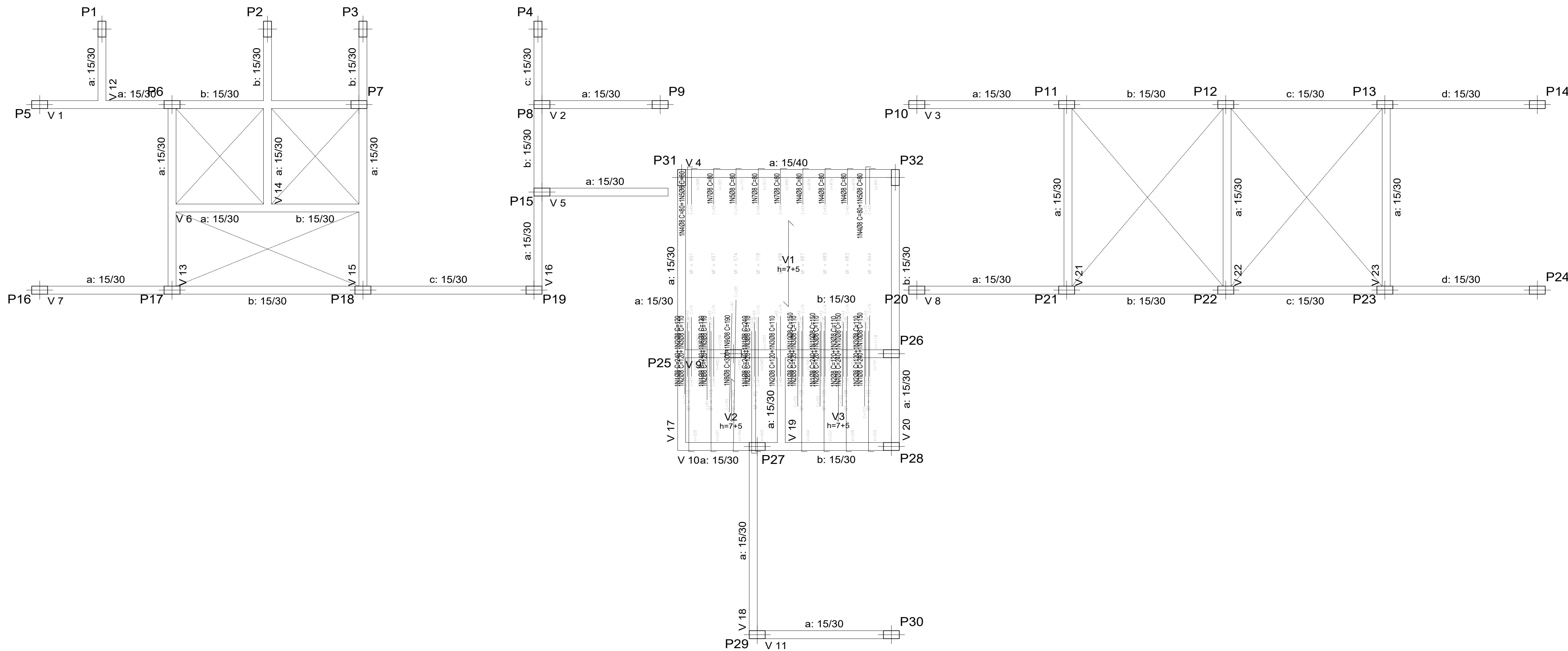
Elemento	Pos.	Diam.	Q.	Dob. (cm)	Reta (cm)	Dob. (cm)	Comp. (cm)	Total (cm)	CA-50 (kg)	CA-60 (kg)
Formas	1	Ø8	8	10	230	230	240	1920	7.6	
	2	Ø8	8	10	120	120	120	1080	4.3	
	3	Ø8	8	10	110	110	80	880	3.5	
	4	Ø8	11	69	80	80	400	1.6		
	5	Ø8	5	10	70	80	240	0.9		
	6	Ø8	3	10	130	130	130	390	0.5	
	7	Ø8	3	12	68	80	240	0.9		
	8	Ø8	1	10	230	300	300	1.2		
	9	Ø8	1	10	190	190	190	0.8		
	10	Ø8	4	150	150	150	600	2.4		
Total:									23.7	
Ø8:									23.7	0.0
Total:										0.0

Térreo
Piso
MF: Momento fletor de cálculo por metro de largura (kgf x mm)
V: Esforço cortante de cálculo por metro de largura (kg/lfm)
Escala: 1:50

Térreo
Formas
Concreto: C25, em geral
CA-50 e CA-60
MF: Momento fletor de cálculo por metro de largura (kgf x mm)
V: Esforço cortante de cálculo por metro de largura (kg/lfm)
Escala: 1:50

Resumo Aço	Comp. total (m)	Peso (kg)
Térreo		
Formas		
CA-50 Ø8	59.8	23.7

Tabela de características de lajes de vigotas (Grupo 2)
LAJE DE VIGOTAS DE CONCRETO
Altura do bloco: 42 cm
Espessura camada de concreto: 5 cm
Entre-eixos: 42 cm
Reco/Mold: De poliestireno
Largura da nervura: 12 cm
Volume de concreto: 0.088 m³/m²
Peso próprio: 0.162 kn/m²
Nota: Consultar os detalhes referentes a unidades com lajes de estrutura principal e das zonas marginais.



REVISÃO:		CIAPRA	
ENDREÇO: RUA EUVALDO LUZ, 527, ORLA FLUVIAL DE TAPERÓIA			
PROJETO: PROJETO DE REVITALIZAÇÃO DO TRAPICHE			
PROJETO	PROJETO ESTRUTURAL - LAJE	DATA: SET/24	S/ ESC.
REVISÃO	HERÁCLITO JÚNIOR FERREIRA QUEIROZ	PROJETO: HERÁCLITO JÚNIOR FERREIRA QUEIROZ	PROJETO: HERÁCLITO JÚNIOR FERREIRA QUEIROZ
REVISÃO	MARIANA LIRA QUEIROZ	PROJETO: MARIANA LIRA QUEIROZ	PROJETO: MARIANA LIRA QUEIROZ
07		07	